

The background features a white surface with several colorful circles and dashed lines. In the top left, there is a large teal circle with a white center, a smaller teal circle, and a dashed teal circle. In the top right, there is a large lime green circle, a smaller green circle, and a dashed green circle. In the bottom left, there is a large green circle with a white center, a smaller orange circle, and a dashed yellow circle. In the bottom right, there is a large yellow circle, a smaller orange circle, and a small pink circle. A dashed blue line curves across the page, passing through the teal and green circles.

# Cell Phone in Pocket

© 2020 Hennefarth, Lisa.

This material accompanies a videotaped lesson on Inside Mathematics ([www.insidemathematics.org](http://www.insidemathematics.org)): Algebra 1 Swimming Race: Public Lesson. Austin, Texas: The Charles A. Dana Center at The University of Texas at Austin.



1

● **Set Our Intention:  
Be Patient**

© 2020 Hennefarth, Lisa.

This material accompanies a videotaped lesson on Inside Mathematics ([www.insidemathematics.org](http://www.insidemathematics.org)): Algebra 1  
Swimming Race: Public Lesson. Austin, Texas: The Charles A. Dana Center at The University of Texas at Austin.



# 2

## ● Learning Goal

Today you will be a radio commentator and describe a real life situation involving a function

© 2020 Hennefarth, Lisa.

This material accompanies a videotaped lesson on Inside Mathematics ([www.insidemathematics.org](http://www.insidemathematics.org)): Algebra 1 Swimming Race: Public Lesson. Austin, Texas: The Charles A. Dana Center at The University of Texas at Austin.



# 3

## Math Talk: Which One Doesn't Belong?

© 2020 Hennefarth, Lisa.

This material accompanies a videotaped lesson on Inside Mathematics ([www.insidemathematics.org](http://www.insidemathematics.org)): Algebra 1  
Swimming Race: Public Lesson. Austin, Texas: The Charles A. Dana Center at The University of Texas at Austin.

# Which One Doesn't Belong?

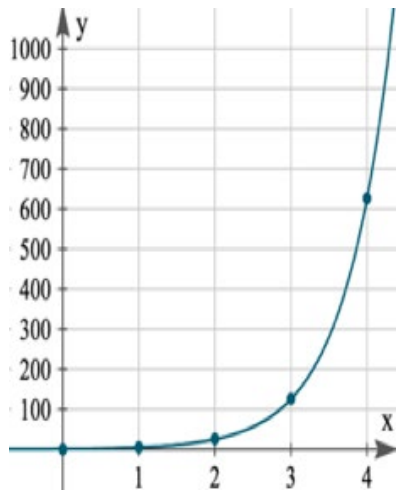
\_\_\_\_\_ does not belong because \_\_\_\_\_.

Vocabulary Words to Use: constant rate of change, positive, negative, intercepts (vertical/horizontal), minimum, maximum, linear, increases, decreases, continuous, non-linear

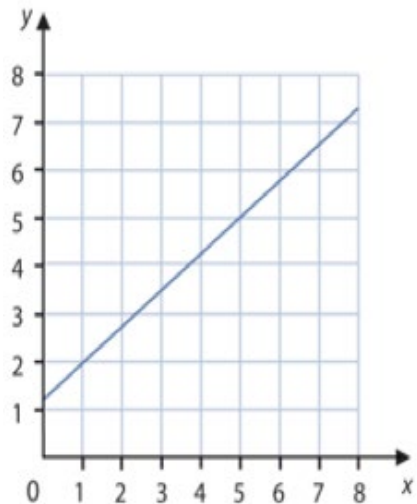
© 2020 Hennefarth, Lisa.

This material accompanies a videotaped lesson on Inside Mathematics ([www.insidemathematics.org](http://www.insidemathematics.org)): Algebra 1 Swimming Race: Public Lesson. Austin, Texas: The Charles A. Dana Center at The University of Texas at Austin.

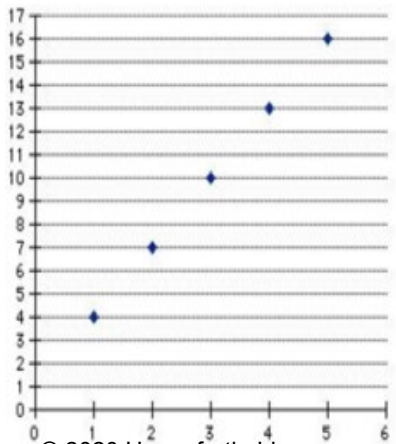
A



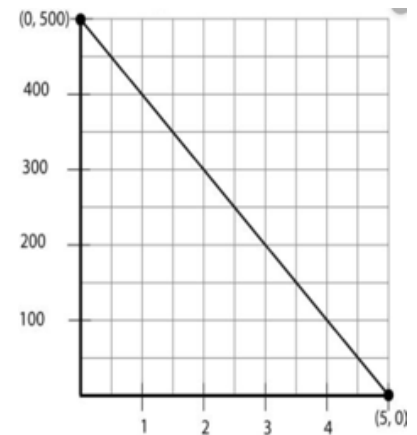
B



C



D



© 2020 Hennefarth, Lisa.

This material accompanies a videotaped lesson on Inside Mathematics ([www.insidemathematics.org](http://www.insidemathematics.org)): Algebra 1 Swimming Race: Public Lesson. Austin, Texas: The Charles A. Dana Center at The University of Texas at Austin.

The background features several overlapping circles in various colors: orange, yellow, pink, green, and teal. Some circles are solid, while others are dashed. A large, light blue dashed circle is centered behind the number 2.

# 2

# Swimming Race Commentary

© 2020 Hennefarth, Lisa.

This material accompanies a videotaped lesson on Inside Mathematics ([www.insidemathematics.org](http://www.insidemathematics.org)): Algebra 1  
Swimming Race: Public Lesson. Austin, Texas: The Charles A. Dana Center at The University of Texas at Austin.



© 2020 Hennefarth, Lisa.

This material accompanies a videotaped lesson on Inside Mathematics ([www.insidemathematics.org](http://www.insidemathematics.org)): Algebra 1 Swimming Race: Public Lesson. Austin, Texas: The Charles A. Dana Center at The University of Texas at Austin



The background features a white space with several colorful circles and dashed lines. In the top left, there is a large teal circle with a white center, a smaller teal circle, and a dashed teal circle. In the top right, there is a large lime green circle, a smaller green circle, and a dashed green circle. In the bottom left, there is a large green circle with a white center, a smaller orange circle, and a dashed yellow circle. In the bottom right, there is a large yellow circle, a smaller orange circle, and a small pink circle. A dashed grey line curves through the background, connecting the various circles.

# Three Reads Swimming Commentary

© 2020 Hennefarth, Lisa.

This material accompanies a videotaped lesson on Inside Mathematics ([www.insidemathematics.org](http://www.insidemathematics.org)): Algebra 1  
Swimming Race: Public Lesson. Austin, Texas: The Charles A. Dana Center at The University of Texas at Austin.

A decorative graphic consisting of a large, light blue dashed circle that frames the central text. Various colored circles (teal, green, yellow, orange, pink) are scattered around the perimeter of the dashed circle, some solid and some hollow.

# Stronger and Clearer Each Time

Step One: Write down your ideas for the commentary on the white board. (Draft #1)

© 2020 Hennefarth, Lisa.

This material accompanies a videotaped lesson on Inside Mathematics ([www.insidemathematics.org](http://www.insidemathematics.org)): Algebra 1 Swimming Race: Public Lesson. Austin, Texas: The Charles and Johanna Dana Center at The University of Texas at Austin.

A decorative graphic consisting of a large, light blue dashed circle that frames the central text. Various colored circles (solid and hollow) in shades of teal, green, yellow, orange, and pink are scattered around the perimeter of the dashed circle.

# Stronger and Clearer Each Time

Step Two: Share Your Draft with another student.

Read aloud to each other. Listen carefully.

© 2020 Hennefarth, Lisa.

This material accompanies a videotaped lesson on Inside Mathematics ([www.insidemathematics.org](http://www.insidemathematics.org)): Algebra 1 Swimming Race: Public Lesson. Austin, Texas: The Charles A. Dana Center at The University of Texas at Austin.

# Stronger and Clearer Each Time

Step Three: Share Your Draft with another student.

Step Four: Share Your Draft with another student.

© 2020 Hennefarth, Lisa.

This material accompanies a videotaped lesson on Inside Mathematics ([www.insidemathematics.org](http://www.insidemathematics.org)): Algebra 1 Swimming Race: Public Lesson. Austin, Texas: The Charles A. Dana Center at The University of Texas at Austin.

A decorative graphic consisting of a large, light blue dashed circle that frames the central text. Various colored circles (solid and hollow) in shades of teal, green, yellow, orange, and pink are scattered around the perimeter of the dashed circle.

# Stronger and Clearer Each Time

Step Five: Edit, Revise, Add to your draft.

© 2020 Hennefarth, Lisa.

This material accompanies a videotaped lesson on Inside Mathematics ([www.insidemathematics.org](http://www.insidemathematics.org)): Algebra 1 Swimming Race: Public Lesson. Austin, Texas: The Charles A. Dana Center at The University of Texas at Austin.

# Stronger and Clearer Each Time

Final Write: Write your  
commentary on a Poster with your  
table partner..

© 2020 Hennefarth, Lisa.

This material accompanies a videotaped lesson on Inside Mathematics ([www.insidemathematics.org](http://www.insidemathematics.org)): Algebra 1  
Swimming Race: Public Lesson. Austin, Texas: The Charles and Johanna Dana Center at The University of Texas at Austin.



# Exit Ticket - Quick Write

What did I focus on as I was writing my commentary?

What connection can I make to functions and graphs?

© 2020 Hennefarth, Lisa.

This material accompanies a videotaped lesson on Inside Mathematics ([www.insidemathematics.org](http://www.insidemathematics.org)): Algebra 1 Swimming Race: Public Lesson. Austin, Texas: The Charles A. Dana Center at The University of Texas at Austin.